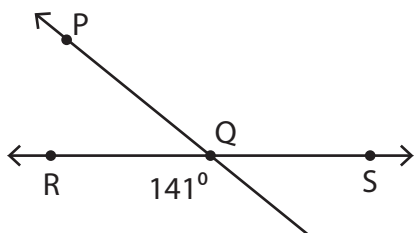


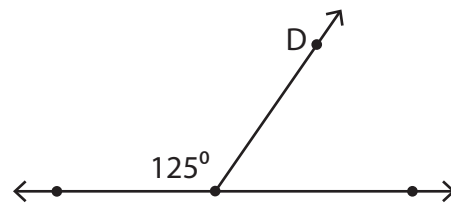
Pairs of Angles

Find the value of x in each figure.

- 1) \overleftrightarrow{PT} and \overleftrightarrow{RS} are straight lines.



- 2) \overleftrightarrow{FE} is a straight line.



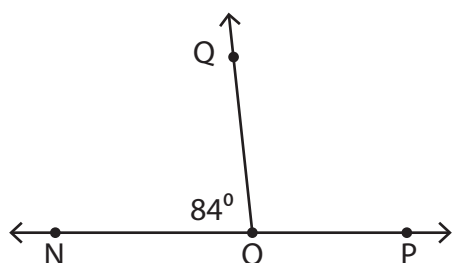
Preview

Become a member to unlock
unrestricted access to both printable
and online worksheets.



www.tutoringhour.com

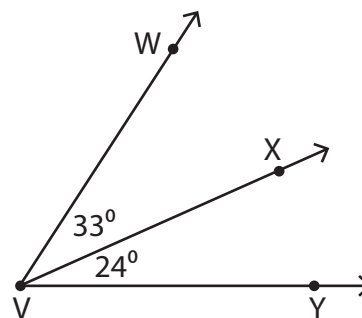
- 5) \overleftrightarrow{NP} is a straight line.



$$m\angle QOP = (x + 6)^\circ$$

$$x = \underline{\hspace{2cm}}$$

- 6)



$$m\angle WVY = (3x)^\circ$$

$$x = \underline{\hspace{2cm}}$$