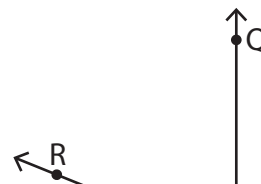
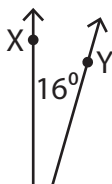
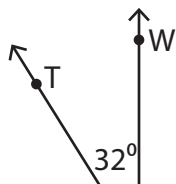


# Complementary Angles

Determine the measure of the unknown angle in each pair of complementary angles.

1) 2) 3)



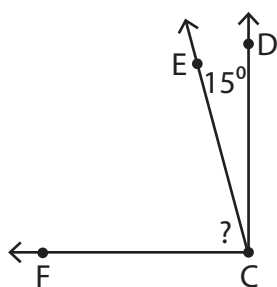
## Preview

Become a member to unlock  
unrestricted access to both printable  
and online worksheets.

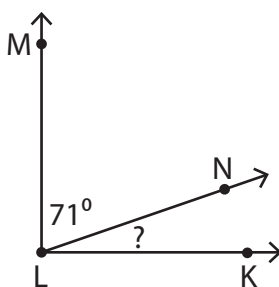


[www.tutoringhour.com](http://www.tutoringhour.com)

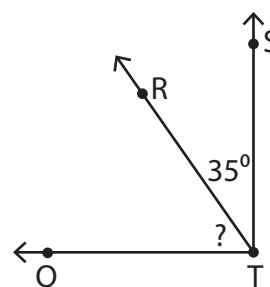
4) 7) 8) 9)



$$m\angle ECF = \underline{\hspace{2cm}}$$



$$m\angle KLN = \underline{\hspace{2cm}}$$



$$m\angle QTR = \underline{\hspace{2cm}}$$