



Acute, Right, and Obtuse Angles

A) Look at the hands of each clock and identify the angles made as acute, right, or obtuse.



Preview

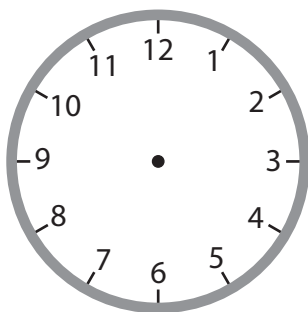
Become a member to unlock
unrestricted access to both printable
and online worksheets.



B) www.tutoringhour.com

angle formed between the two hands.

1) 3:00



2) 7:45

