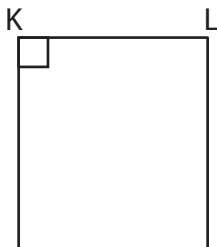


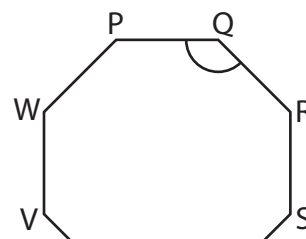
Types of Angles

Identify the angles formed by the sides of the shapes as acute, obtuse, or right.

1)



2)



3)

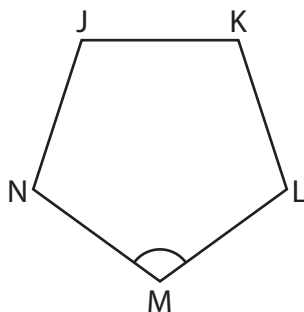
Preview

Become a member to unlock
unrestricted access to both printable
and online worksheets.

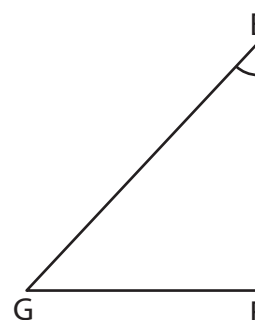


www.tutoringhour.com

5)



6)



$\angle NML$ is an _____ angle.

$\angle GEF$ is an _____ angle.