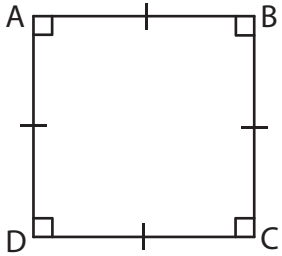


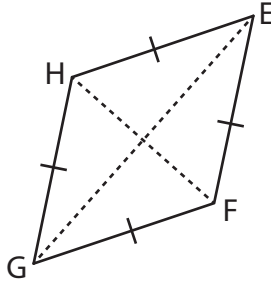
Area of Mixed Shapes

Find the area of each shape. (use $\pi = 3.14$)

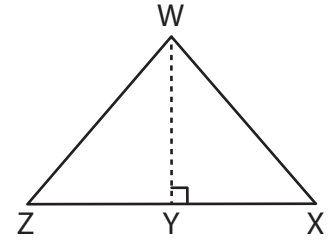
1)



2)




3)



4)

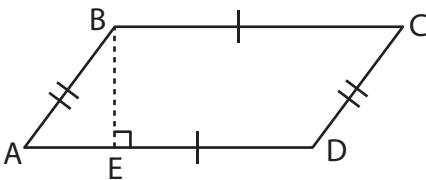
Preview

Become a member to unlock
unrestricted access to both printable
and online worksheets.



www.tutoringhour.com

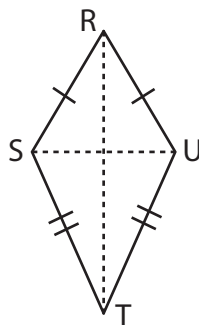
7)



AD = 19 in, BE = 4 in

Area = _____

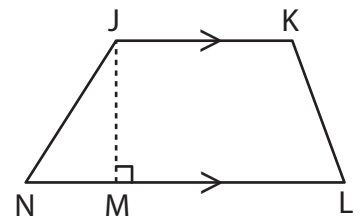
8)



TR = 11 yd, SU = 6 yd

Area = _____

9)



NL = 14 ft, JK = 9 ft,
JM = 7 ft

Area = _____