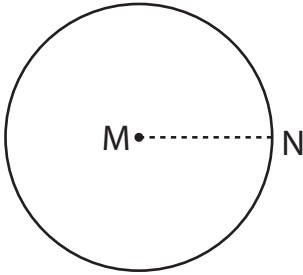


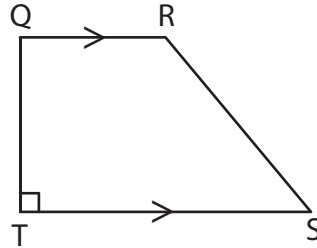
Area of Mixed Shapes

Find the area of each shape. (use $\pi = 3.14$)

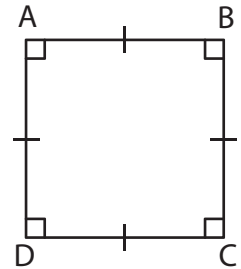
1)



2)



3)



4)

Ar

Preview

Become a member to unlock
unrestricted access to both printable
and online worksheets.

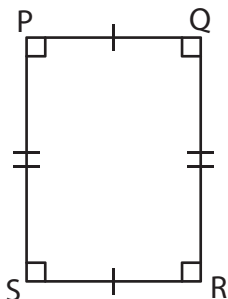


ft

Ar

www.tutoringhour.com

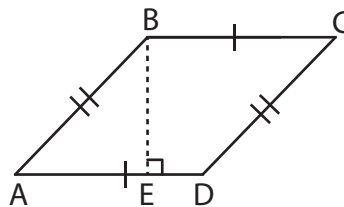
7)



PS = 14 ft, SR = 10 ft

Area = _____

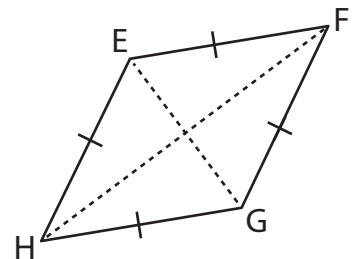
8)



AD = 11 in, BE = 9 in

Area = _____

9)



FH = 6 yd, GE = 3 yd

Area = _____