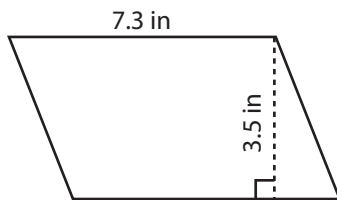


Area of a Parallelogram

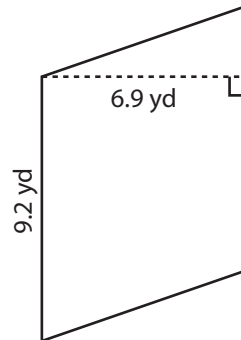
Find the area of each parallelogram.

1)



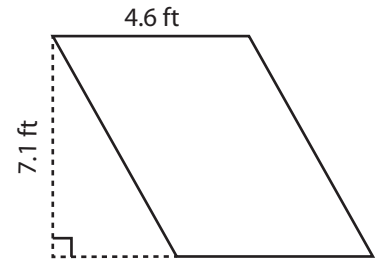
Area = _____

2)



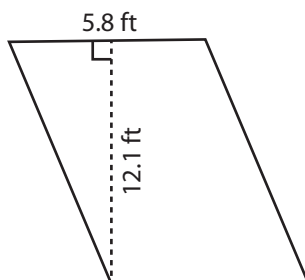
Area = _____

3)



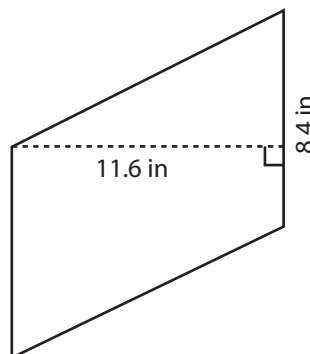
Area = _____

4)



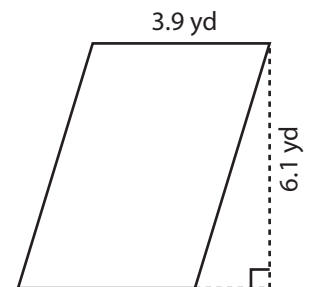
Area = _____

5)



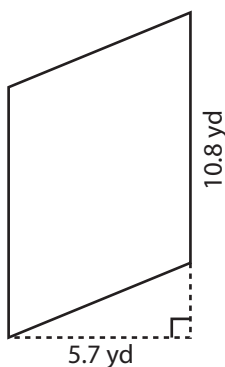
Area = _____

6)



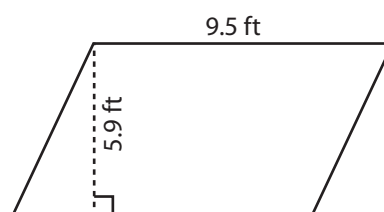
Area = _____

7)



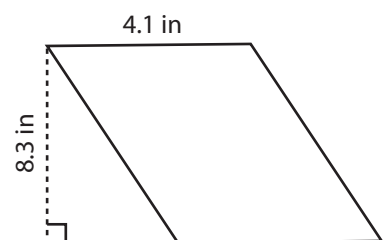
Area = _____

8)



Area = _____

9)



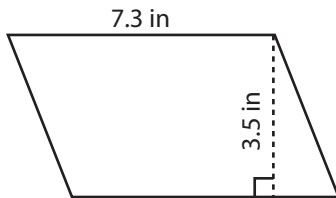
Area = _____

Area of a Parallelogram

Answer Key

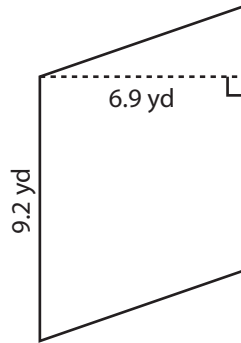
Find the area of each parallelogram.

1)



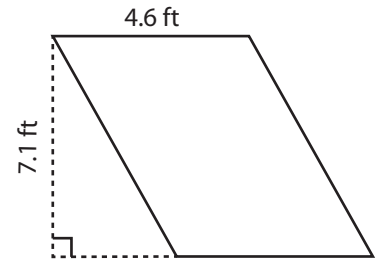
Area = 25.55 in²

2)



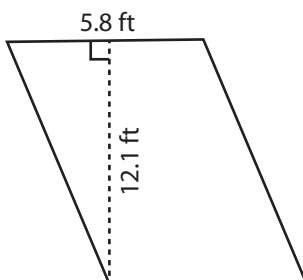
Area = 63.48 yd²

3)



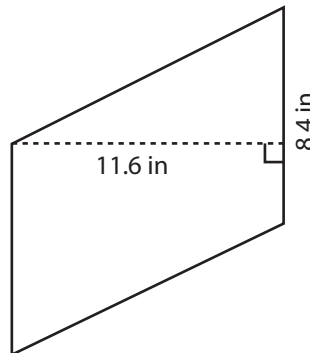
Area = 32.66 ft²

4)



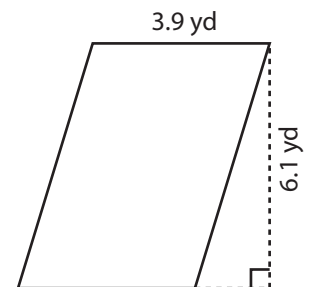
Area = 70.18 ft²

5)



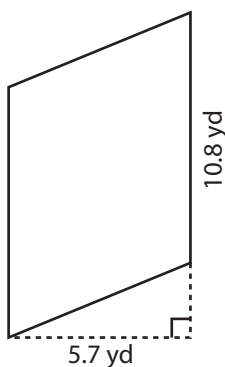
Area = 97.44 in²

6)



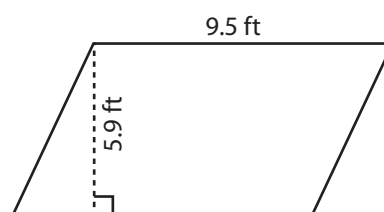
Area = 23.79 yd²

7)



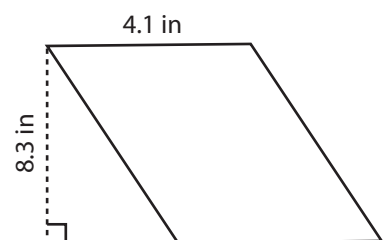
Area = 61.56 yd²

8)



Area = 56.05 ft²

9)



Area = 34.03 in²