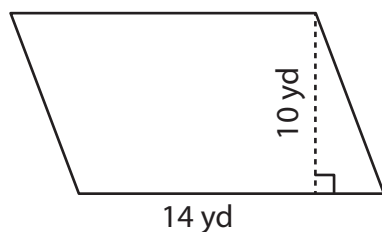


Area of a Parallelogram

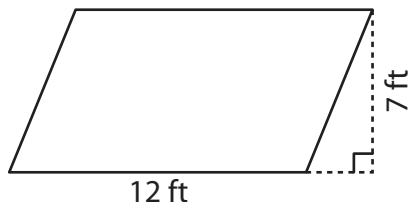
Find the area of each parallelogram.

1)



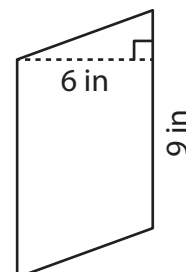
Area = _____

2)



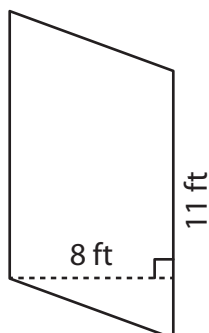
Area = _____

3)



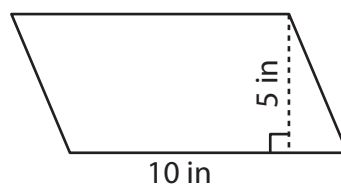
Area = _____

4)



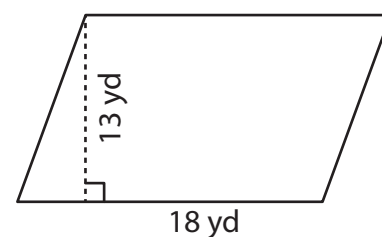
Area = _____

5)



Area = _____

6)



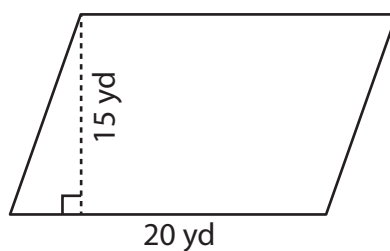
Area = _____

7)



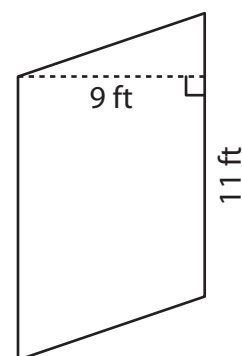
Area = _____

8)



Area = _____

9)



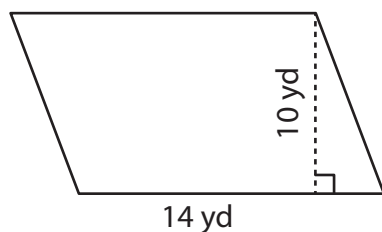
Area = _____

Area of a Parallelogram

Answer Key

Find the area of each parallelogram.

1)



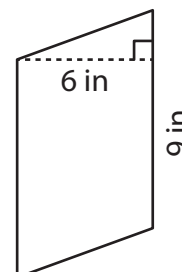
Area = 140 yd²

2)



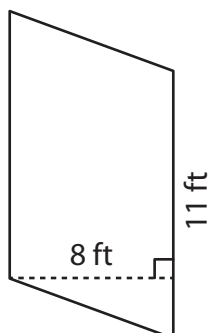
Area = 84 ft²

3)



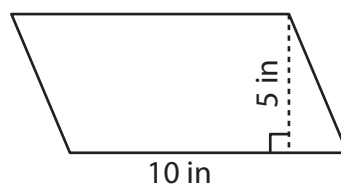
Area = 54 in²

4)



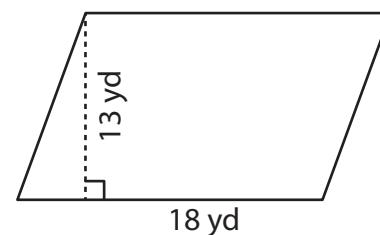
Area = 88 ft²

5)



Area = 50 in²

6)



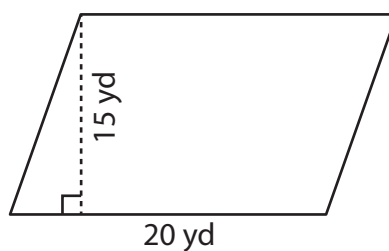
Area = 234 yd²

7)



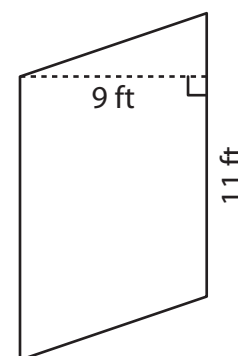
Area = 119 in²

8)



Area = 300 yd²

9)



Area = 99 ft²