















Conductors and Insulators

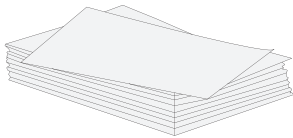
Cut the picture cards. Sort them into conductors and insulators and glue them in the appropriate column.

Conductors


Insulators



Conductors and Insulators



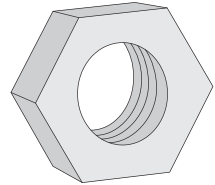
paper



plastic toy




gold ring



hex nut



screw



wool




copper spring




coin




cork



fabric



aluminum foil



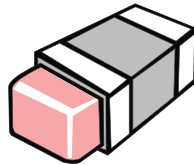
wood



key



glass



eraser



seawater