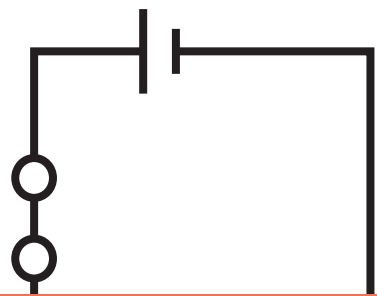
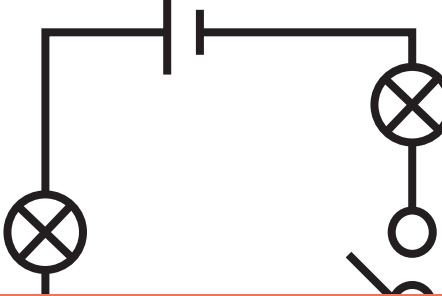


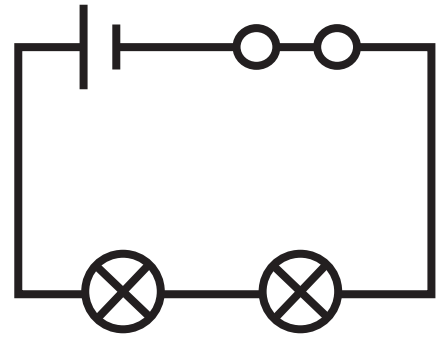


Open and Closed Circuits

Observe each diagram and label the circuit as open or closed.

1) 	2) 	
<h1>Preview</h1> <p>Become a member to unlock unrestricted access to both printable and online worksheets.</p>  <p>www.tutoringhour.com</p>		
3) 	5) 	6) 