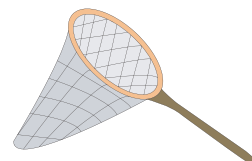

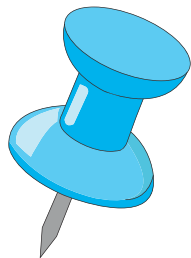


Ending Sounds

Circle the pictures on the right whose names have the same ending sound as the pictures on the left.

1)



2)

Preview

Become a member to unlock
unrestricted access to both printable
and online worksheets.

3)

4)

www.tutoringhour.com



5)



6



10