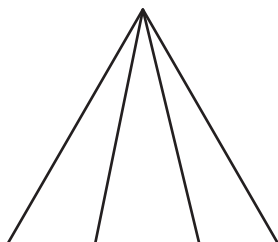


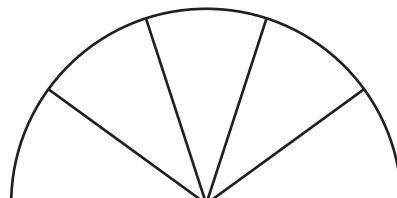
Identifying Equal Parts

Determine if each given shape is divided into equal or unequal parts and check the appropriate option.

1)



2)



3)

Preview

**Become a member to unlock
unrestricted access to both printable
and online worksheets.**



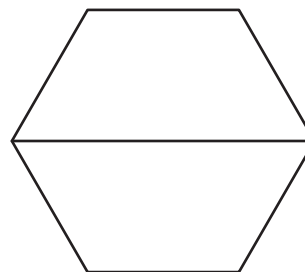
www.tutoringhour.com

5)



- Equal
 Unequal

6)



- Equal
 Unequal