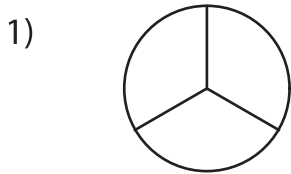


Identifying Halves, Thirds, and Fourths

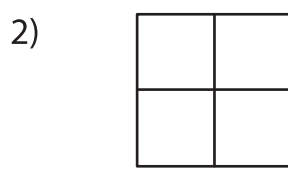
A) Look at each model, and choose “halves”, “thirds”, or “fourths” as appropriate.



a) halves

b) thirds

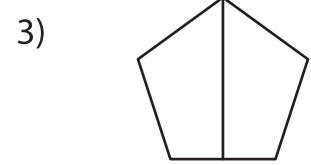
c) fourths



a) fourths

b) halves

c) thirds

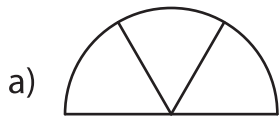


a) thirds

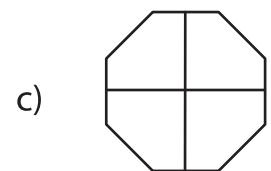
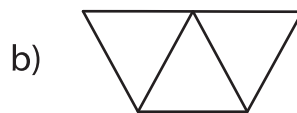
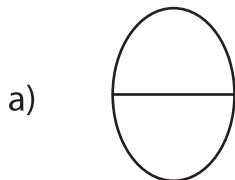
b) fourths

c) halves

B) 1) Which shape shows fourths?



2) Which shape shows halves?



3) Which shape shows thirds?

