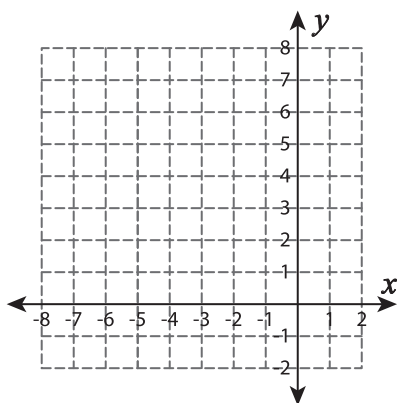


Graphing Quadratic Functions

Complete the table and sketch the graph.

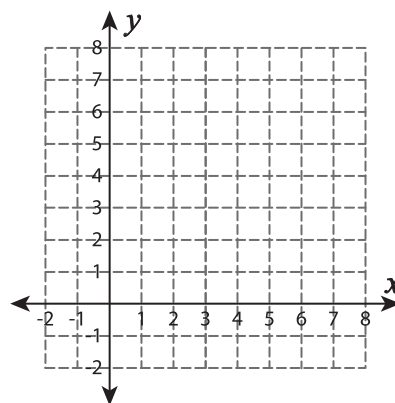
1) $f(x) = x^2 + 10x + 26$

x	-7	-6	-5	-4	-3
$f(x)$					



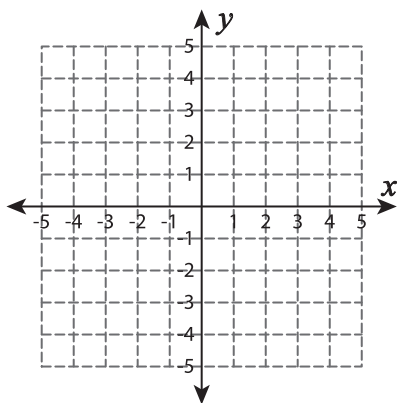
2) $f(x) = -x^2 + 6x - 3$

x	1	2	3	4	5
$f(x)$					



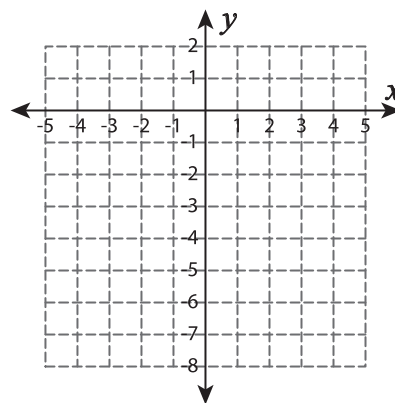
3) $f(x) = 1 - (x - 2)^2$

x	0	1	2	3	4
$f(x)$					



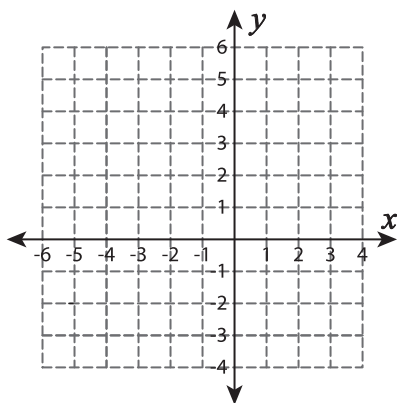
4) $f(x) = x^2 - 6$

x	-2	-1	0	1	2
$f(x)$					



5) $f(x) = (x + 2)^2$

x	-4	-3	-2	-1	0
$f(x)$					



6) $f(x) = 2x - x^2 + 1$

x	-1	0	1	2	3
$f(x)$					

