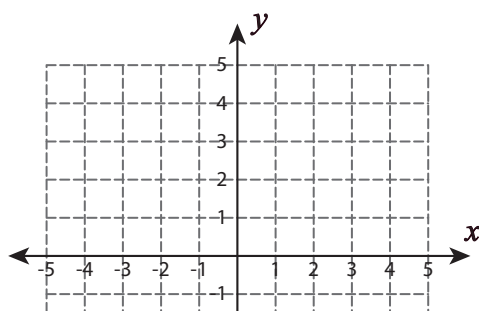


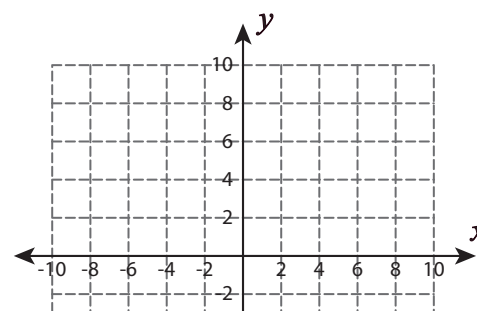
Graphing Horizontal and Vertical Lines

Sketch the graph of each line.

1) $y = 2$



2) $x = 6$



3)

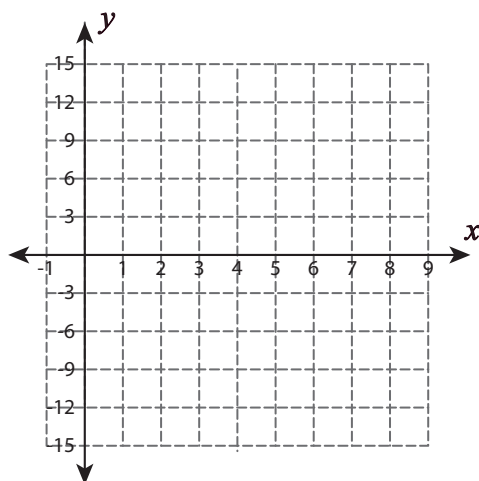
Preview

Become a member to unlock
unrestricted access to both printable
and online worksheets.



www.tutoringhour.com

5) $y = 12$



6) $x = -16$

