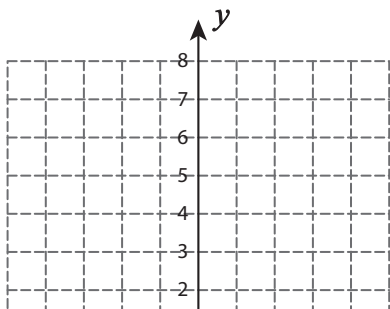


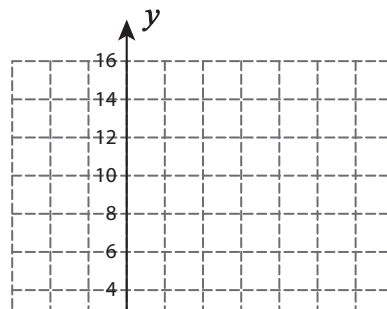
# Graphing Horizontal and Vertical Lines

Sketch the graph of each line.

1)  $x = -12$



2)  $x = 4$



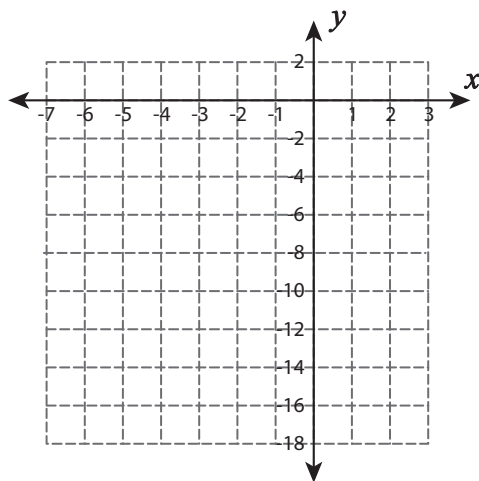
## Preview

Become a member to unlock  
unrestricted access to both printable  
and online worksheets.



[www.tutoringhour.com](http://www.tutoringhour.com)

5)  $x = -5$



6)  $y = 1$

