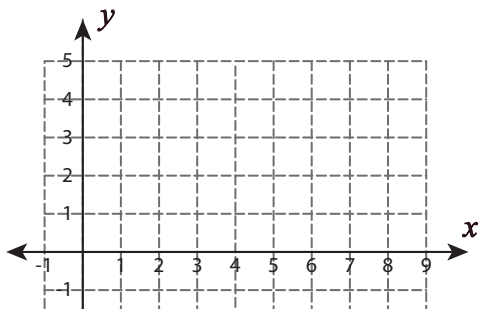


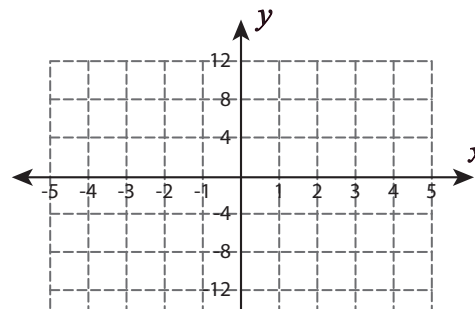
Graphing Horizontal and Vertical Lines

Sketch the graph of each line.

1) $x = 7$



2) $y = -8$



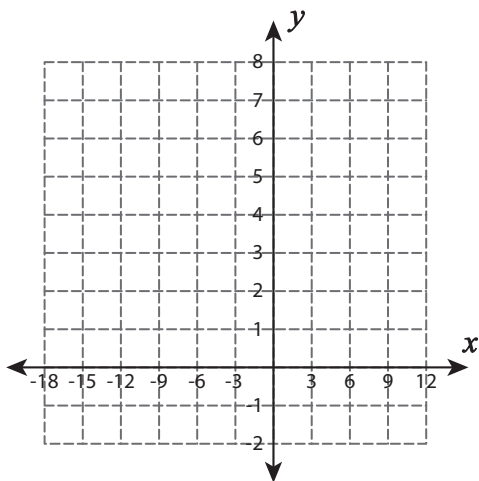
Preview

Become a member to unlock
unrestricted access to both printable
and online worksheets.



www.tutoringhour.com

5) $x = -15$



6) $y = 5$

