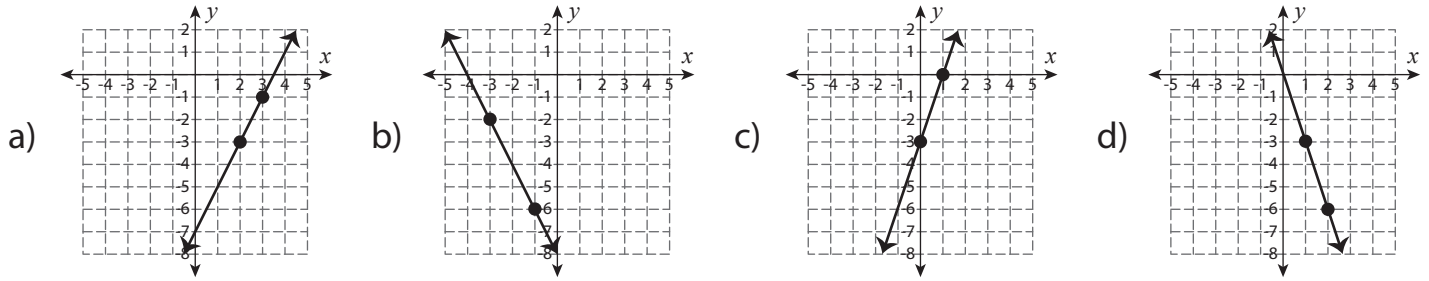


Graphing Linear Equations

1) Which of the following graphs represents the equation $y = -3x$?



2) Which of the following graphs represents the equation $y = \frac{2}{5}x$?

a)

Preview


3) Wh

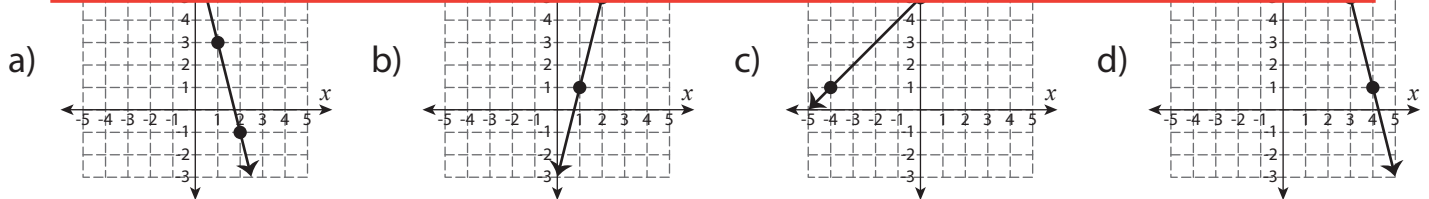
Become a member to unlock
unrestricted access to both printable
and online worksheets.

a)

4) Wh

www.tutoringhour.com





5) Which of the following graphs represents the equation $y = -x - 1$?

