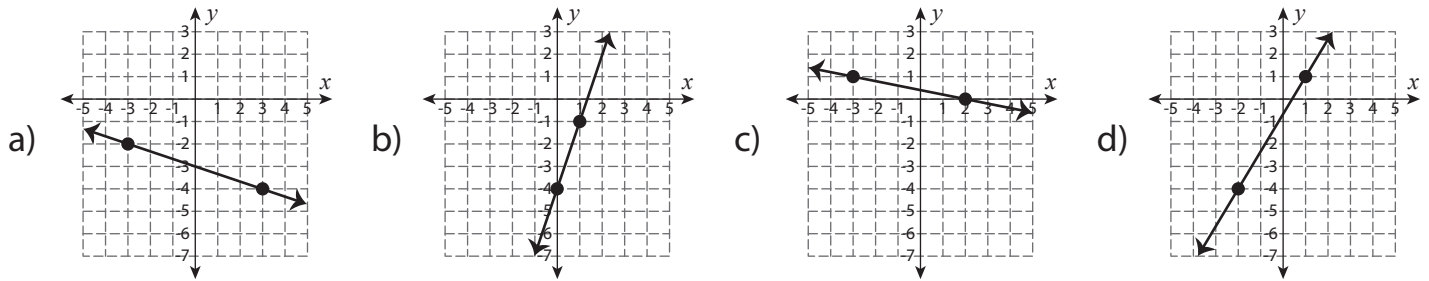


# Graphing Linear Equations

1) Which of the following graphs represents the equation  $y = 3x - 4$ ?



2) Which of the following graphs represents the equation  $y = -\frac{1}{2}x - 3$ ?

a)

# Preview


3) Wh

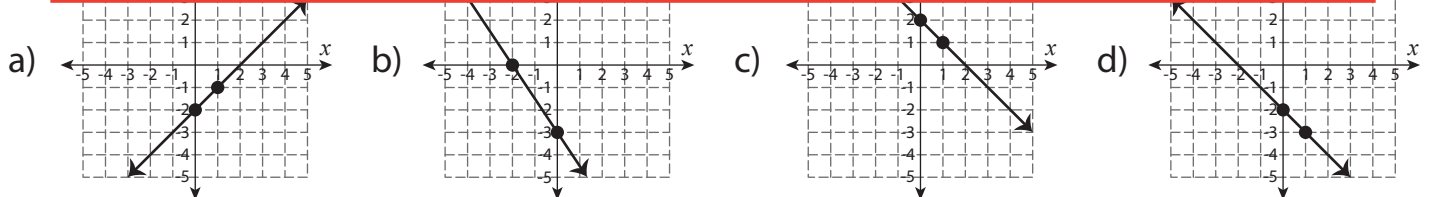
## Become a member to unlock unrestricted access to both printable and online worksheets.

a)

4) Wh

[www.tutoringhour.com](http://www.tutoringhour.com)





5) Which of the following graphs represents the equation  $y = \frac{1}{3}x$ ?

