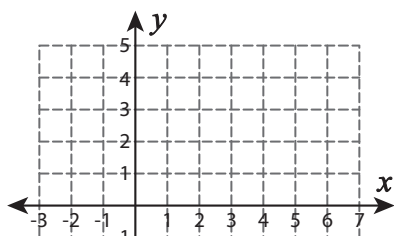


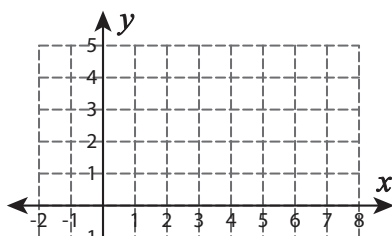
Graphing Linear Equations

Graph each line using the slope and y-intercept.

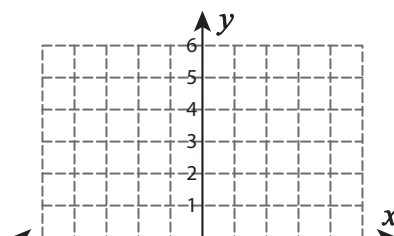
1) $y = \frac{1}{2}x - 4$



2) $y = \frac{5}{4}x - 2$



3) $y = -x + 1$



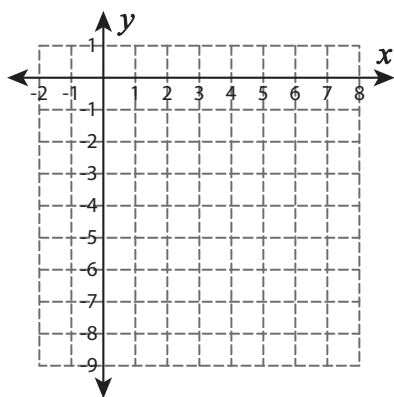
Preview

Become a member to unlock
unrestricted access to both printable
and online worksheets.

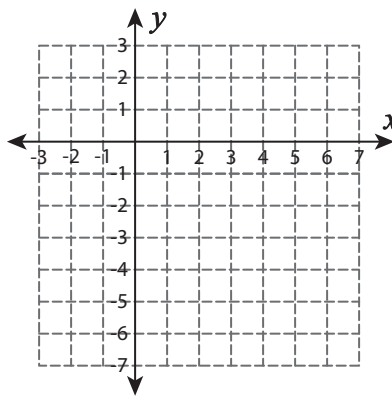


www.tutoringhour.com

4) $y = -\frac{2}{7}x - 5$



5) $y = 2x - 3$



6) $y = \frac{6}{5}x + 1$

