# Graphing Linear Equations

Complete each table. Plot the points and graph the line.

1) $x - 8y = 16$

| $x$ | –8 | 8 | 24 | 32 | 48 |
|---|---|---|---|---|---|
| $y$ | | | | | |

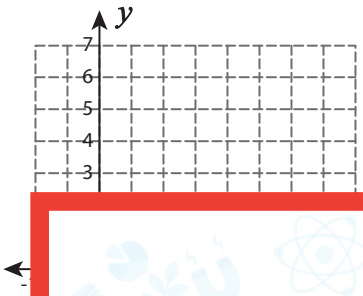

2) $-x + y = 12$

| $x$ | 12 | 8 | 4 | 0 | –4 |
|---|---|---|---|---|---|
| $y$ | | | | | |

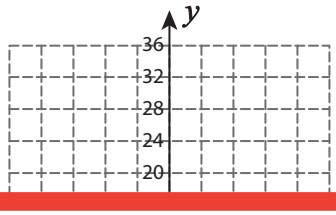

3) $x - 2y = 6$

| $x$ | –4 | 2 | 4 | 8 | 12 |
|---|---|---|---|---|---|
| $y$ | | | | | |

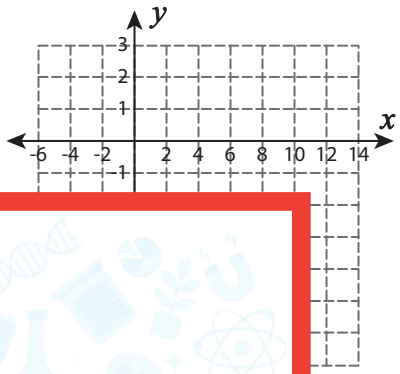

4) $3x$

| $x$ | | | | | | | | | 25 |
|---|---|---|---|---|---|---|---|---|---|
| $y$ | | | | | | | | | |



Preview

Become a member to unlock unrestricted access to both printable and online worksheets.

www.tutoringhour.com

7) $x - y = 5$

| $x$ | 6 | 5 | 3 | 2 | 0 |
|---|---|---|---|---|---|
| $y$ | | | | | |

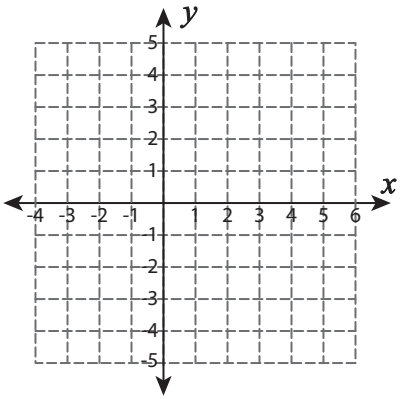

8) $2x - y = -4$

| $x$ | 0 | 4 | 8 | 12 | 16 |
|---|---|---|---|---|---|
| $y$ | | | | | |

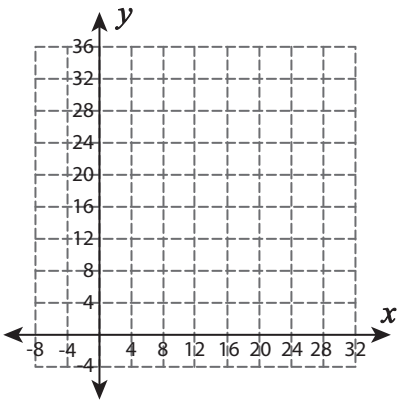

9) $x + 4y = 12$
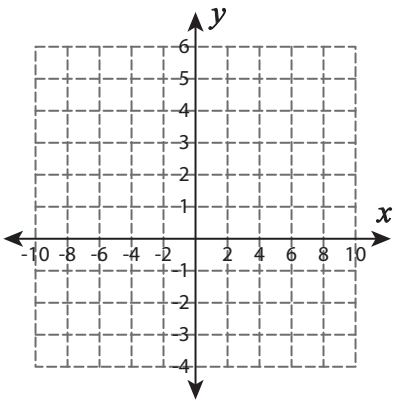
| $x$ | –8 | –4 | 0 | 4 | 8 |
|---|---|---|---|---|---|
| $y$ | | | | | |