


Short E

Cut and glue the letter cards to form the short "e" name of each picture and write the word.

1)



| | | |
|--|--|--|
| | | |
|--|--|--|

2)

Preview


Become a member to unlock
unrestricted access to both printable
and online worksheets.



www.tutoringhour.com

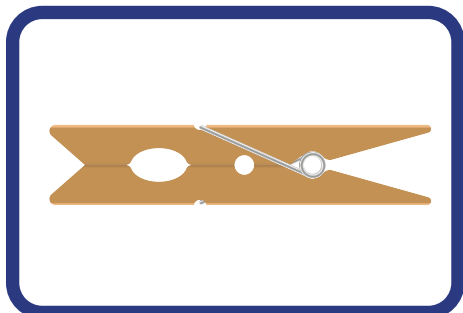
3)

4)



| | | |
|--|--|--|
| | | |
|--|--|--|

5)



| | | |
|--|--|--|
| | | |
|--|--|--|
