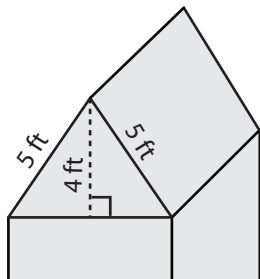


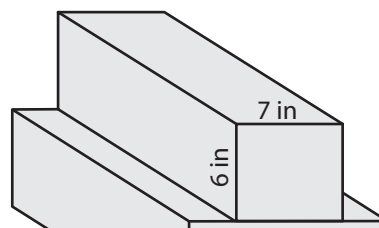
Surface Area of Composite Figures

Find the surface area of each shape. Round your answer to two decimal places. (Use 3.14 for π .)

1)



2)



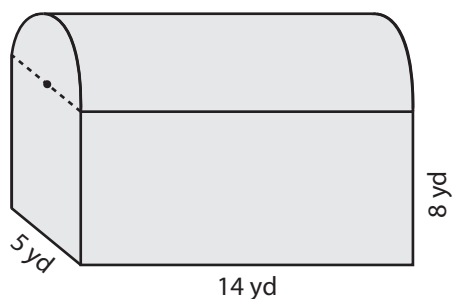
3)

**Become a member to unlock
unrestricted access to both printable
and online worksheets.**



www.tutoringhour.com

5)



6)

