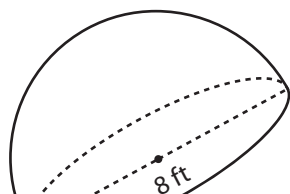


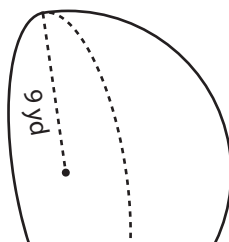
Surface Area of a Hemisphere

Find the surface area of each hemisphere. Round your answer to two decimal places. (Use 3.14 for π .)

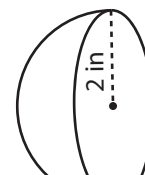
1)



2)



3)



Preview

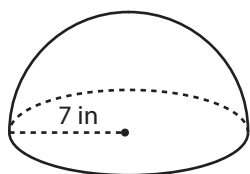
4)

Become a member to unlock
unrestricted access to both printable
and online worksheets.

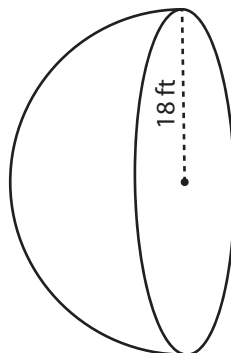


www.tutoringhour.com

7)



8)



9)

