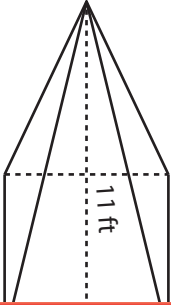


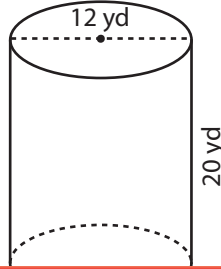
Surface Area of Mixed Shapes

Find the surface area of each shape. (Use 3.14 for π .)

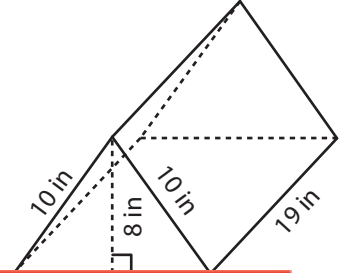
1)



2)



3)



4)

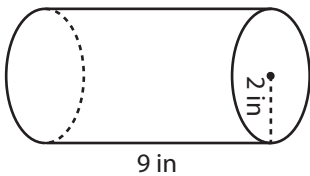
Preview

Become a member to unlock
unrestricted access to both printable
and online worksheets.

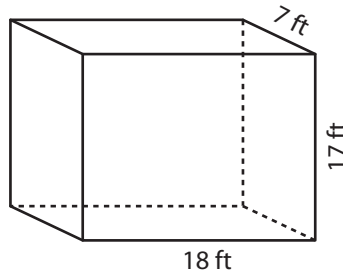


www.tutoringhour.com

7)



8)



9)

