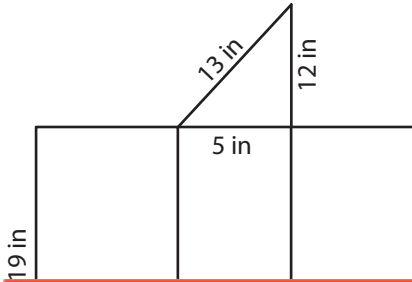


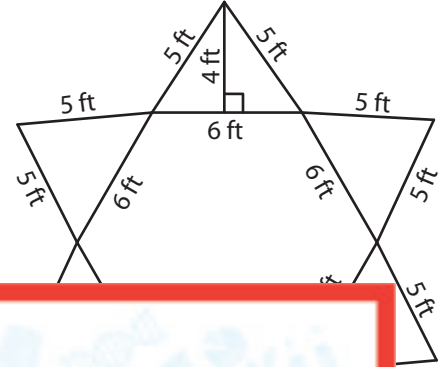
Surface Area of 3D Figures Using Nets

Identify the shape that each net represents, and find its surface area. Round your answer to two decimal places. (Use 3.14 for π .)

1)



2)



Preview

Become a member to unlock
unrestricted access to both printable
and online worksheets.

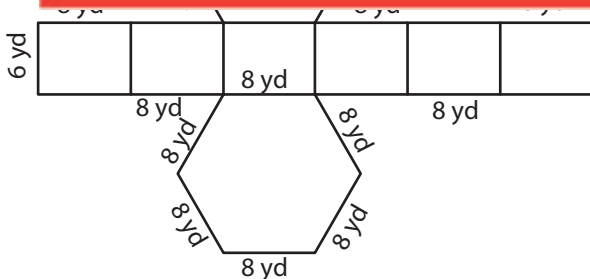


www.tutoringhour.com

i)

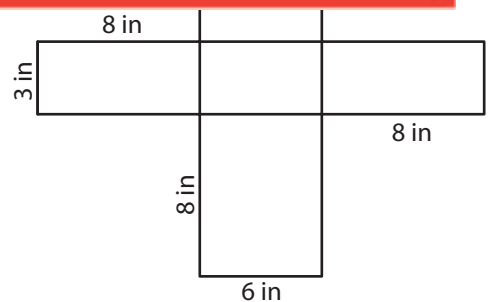
ii)

3)



i) What is the shape?

ii) What is the surface area of the figure?



i) What is the shape?

ii) What is the surface area of the figure?
