
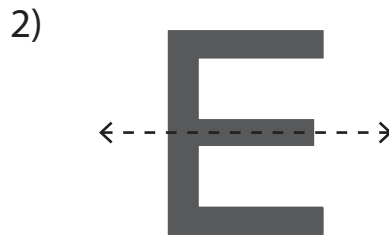
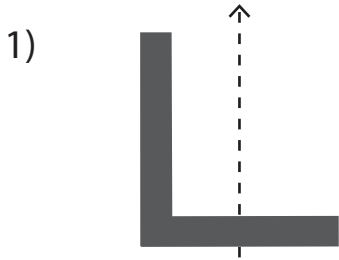


Symmetry

A) Is the dotted line on each letter a line of symmetry? Check yes or no.



Preview

Become a member to unlock
unrestricted access to both printable
and online worksheets.



www.tutoringhour.com

No

of

C) Draw the other half of each symmetrical figure.

