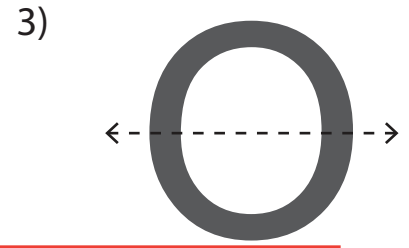




# Symmetry

A) Is the dotted line on each letter a line of symmetry? Check yes or no.



**Preview**

Become a member to unlock  
unrestricted access to both printable  
and online worksheets.



www.tutoringhour.com

C) Draw the other half of each symmetrical figure.

