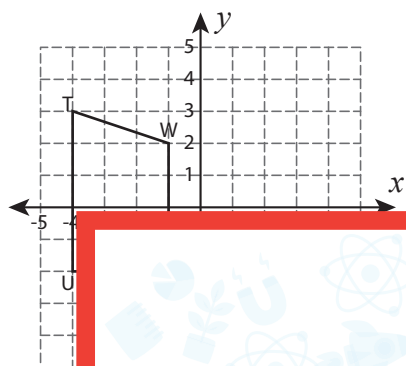


Rotation | Writing the Coordinates

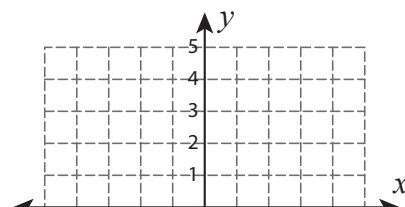
Graph the image of each figure after rotating it about the origin. Also write the coordinates of the image.

1) 90° clockwise rotation



T'	
U'	

2) 180° rotation



K'	
L'	

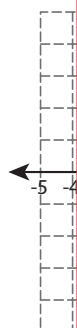
Preview

Become a member to unlock
unrestricted access to both printable
and online worksheets.

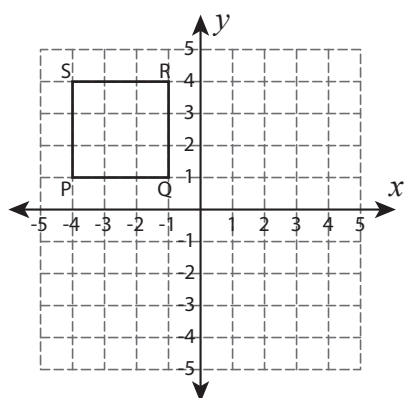


www.tutoringhour.com

3) 90°

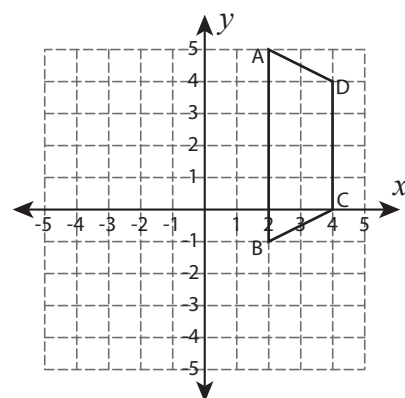


5) 180° rotation



P'	
Q'	
R'	
S'	

6) 90° counterclockwise rotation



A'	
B'	
C'	
D'	