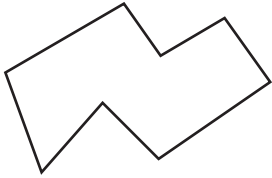


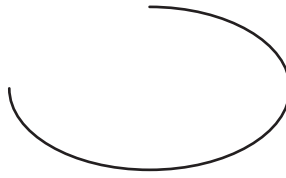
# Identifying Open and Closed Shapes

A) Write whether the given shapes are closed or open.

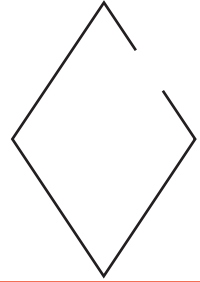
1)



2)



3)



4)

## Preview


Become a member to unlock  
unrestricted access to both printable  
and online worksheets.



[www.tutoringhour.com](http://www.tutoringhour.com)

B) Identify the shapes and check 'closed' or 'open' as appropriate.

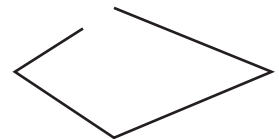
a)



b)



c)



Closed

Open

Closed

Open

Closed

Open