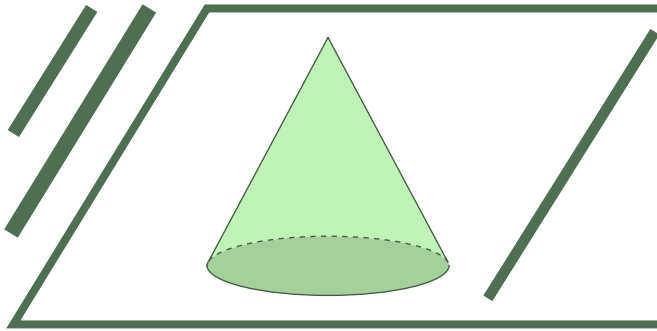


# Net of a Cone | Activity



Steps:

- 1) Cut along the dotted lines.
- 2) Fold along the marked lines using a ruler.
- 3) Insert the tabs and glue them.

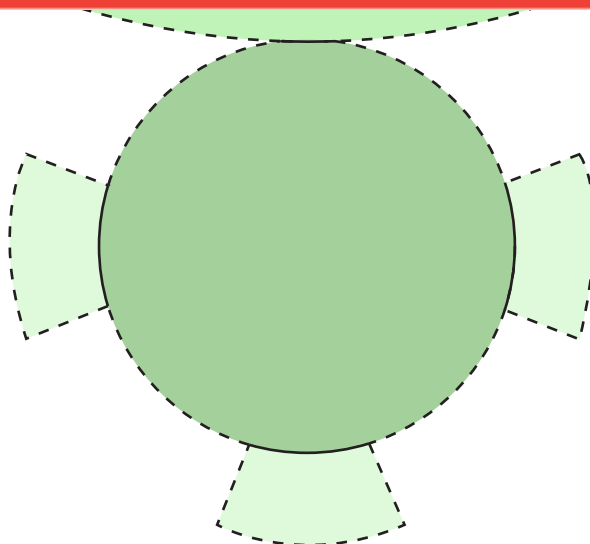


## Preview

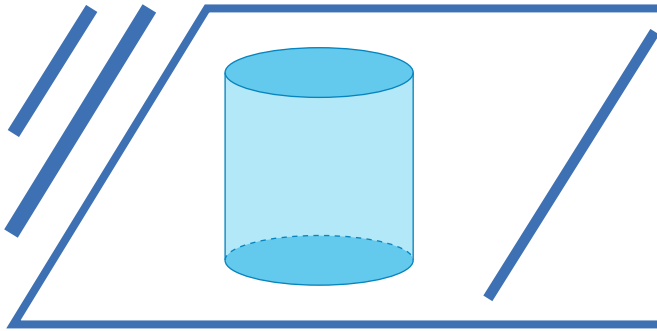
Become a member to unlock  
unrestricted access to both printable  
and online worksheets.



[www.tutoringhour.com](http://www.tutoringhour.com)



# Net of a Cylinder | Activity



Steps:

- 1) Cut along the dotted lines.
- 2) Fold along the marked lines using a ruler.
- 3) Insert the tabs and glue them.

## Preview

**Become a member to unlock  
unrestricted access to both printable  
and online worksheets.**

[www.tutoringhour.com](http://www.tutoringhour.com)

