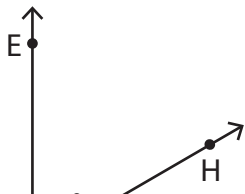


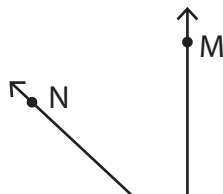
Complementary & Supplementary Angles

Determine the measure of the unknown angle in each pair of complementary or supplementary angles.

1)



2)



3)



Preview

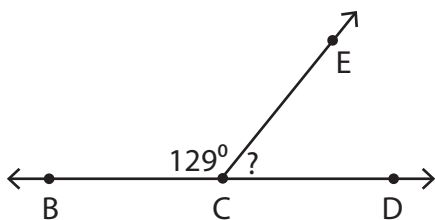
4)

Become a member to unlock
unrestricted access to both printable
and online worksheets.



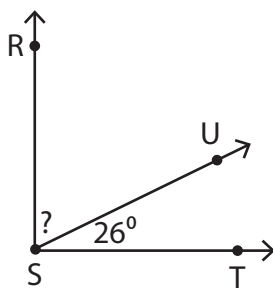
www.tutoringhour.com

7)



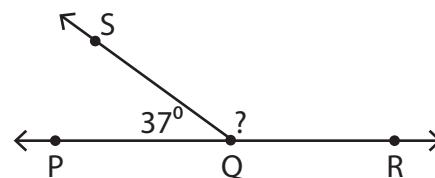
$$m\angle DCE = \underline{\hspace{2cm}}$$

8)



$$m\angle RSU = \underline{\hspace{2cm}}$$

9)



$$m\angle SQR = \underline{\hspace{2cm}}$$