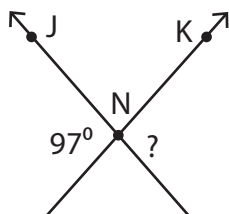


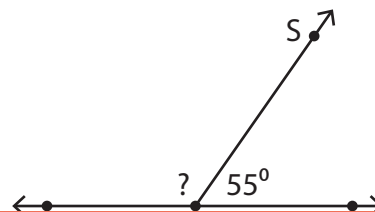
# Pairs of Angles

Find the measure of the indicated angle in each figure.

- 1)  $\overleftrightarrow{JL}$  and  $\overleftrightarrow{KM}$  are intersecting lines.



- 2)  $\overleftrightarrow{PR}$  is a straight line.



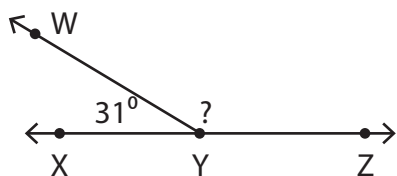
# Preview

Become a member to unlock  
unrestricted access to both printable  
and online worksheets.



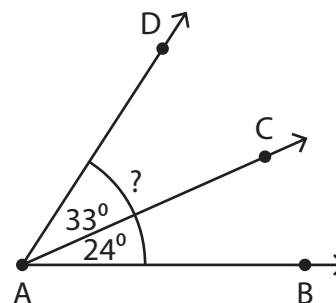
[www.tutoringhour.com](http://www.tutoringhour.com)

- 5)  $\overleftrightarrow{XZ}$  is a straight line.



$$m\angle WYZ = \underline{\hspace{2cm}}$$

- 6)



$$m\angle BAD = \underline{\hspace{2cm}}$$