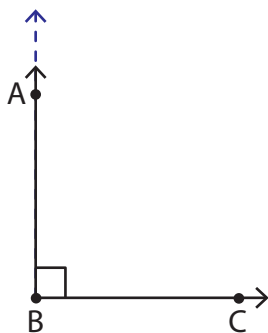


Acute, Right, and Obtuse Angles

Answer Key

Look at each figure, check the correct option, and identify the angle as acute, right, or obtuse.

1)



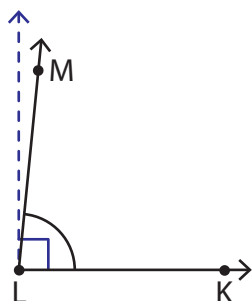
☐ less than a right angle.

$\angle ABC$ is ☒ equal to a right angle.

☐ greater than a right angle.

$\angle ABC$ is a right angle.

2)



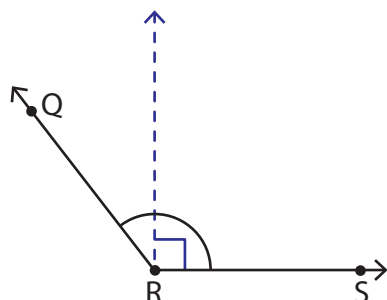
☒ less than a right angle.

$\angle KLM$ is ☐ equal to a right angle.

☐ greater than a right angle.

$\angle KLM$ is an acute angle.

3)



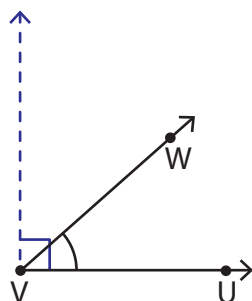
☐ less than a right angle.

$\angle QRS$ is ☐ equal to a right angle.

☒ greater than a right angle.

$\angle QRS$ is an obtuse angle.

4)



☒ less than a right angle.

$\angle UVW$ is ☐ equal to a right angle.

☐ greater than a right angle.

$\angle UVW$ is an acute angle.