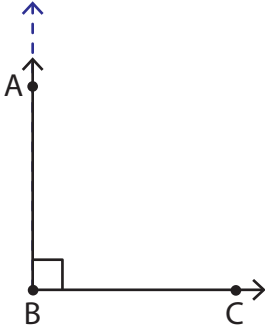


# Acute, Right, and Obtuse Angles

Look at each figure, check the correct option, and identify the angle as acute, right, or obtuse.

1)



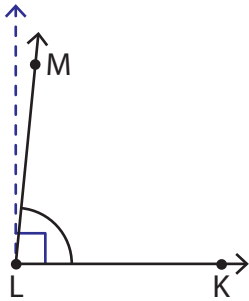
☐ less than a right angle.

$\angle ABC$  is ☐ equal to a right angle.

☐ greater than a right angle.

$\angle ABC$  is a \_\_\_\_\_ angle.

2)



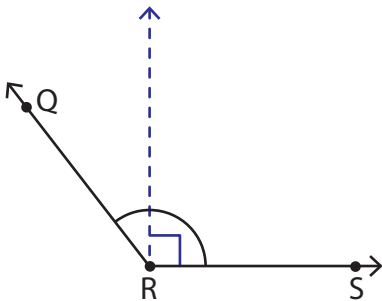
☐ less than a right angle.

$\angle KLM$  is ☐ equal to a right angle.

☐ greater than a right angle.

$\angle KLM$  is an \_\_\_\_\_ angle.

3)



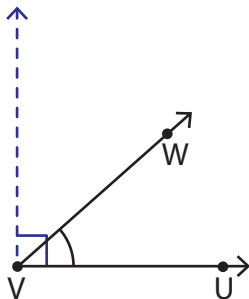
☐ less than a right angle.

$\angle QRS$  is ☐ equal to a right angle.

☐ greater than a right angle.

$\angle QRS$  is an \_\_\_\_\_ angle.

4)



☐ less than a right angle.

$\angle UVW$  is ☐ equal to a right angle.

☐ greater than a right angle.

$\angle UVW$  is an \_\_\_\_\_ angle.