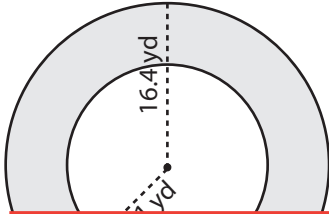


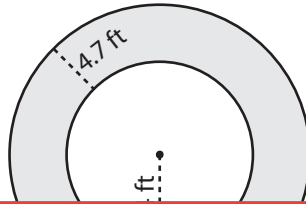
Area of an Annulus

Find the area of the shaded region in each figure. Round your answer to two decimal places. (Use 3.14 for π .)

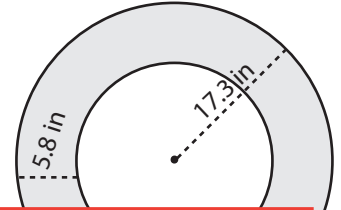
1)



2)



3)



4)

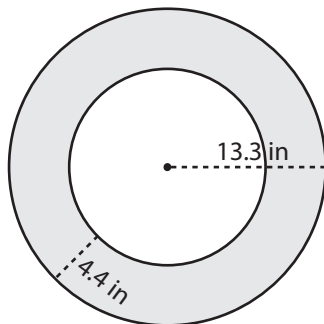
Preview

**Become a member to unlock
unrestricted access to both printable
and online worksheets.**

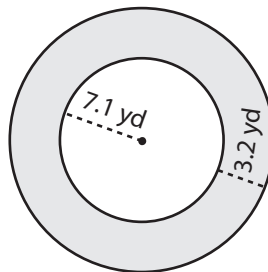


www.tutoringhour.com

7)



8)



9)

