

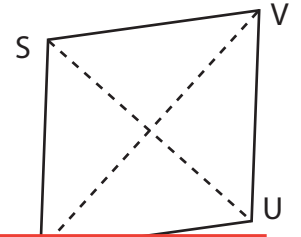
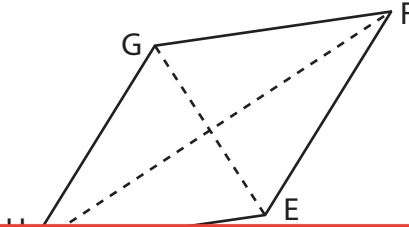
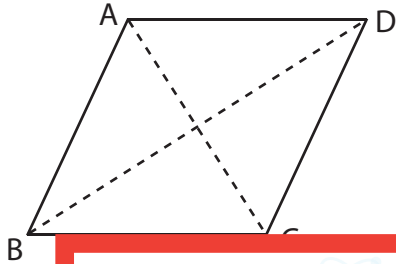
Area of a Rhombus

Find the area of each rhombus.

1) $AC = 8.3$ in, $BD = 10.4$ in

2) $GE = 4.2$ yd, $HF = 9.5$ yd

3) $SU = 7.7$ ft, $TV = 8.2$ ft



Preview

Become a member to unlock
unrestricted access to both printable
and online worksheets.

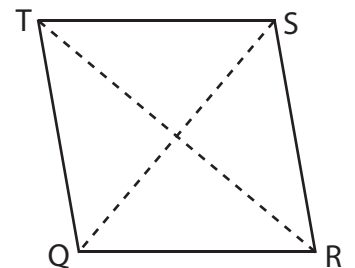
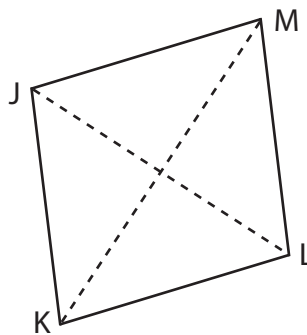
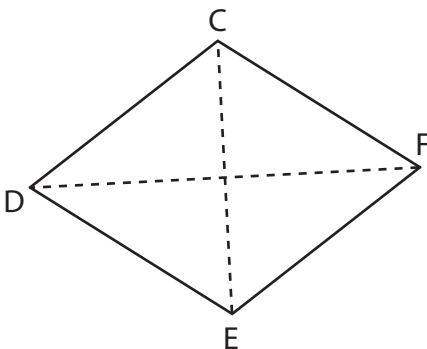


www.tutoringhour.com

7) $DF = 10.3$ ft, $CE = 6.6$ ft

8) $JL = 8.1$ in, $KM = 11.4$ in

9) $TR = 13.2$ yd, $QS = 9.8$ yd



Area = _____

Area = _____

Area = _____