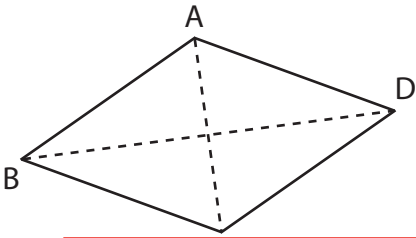


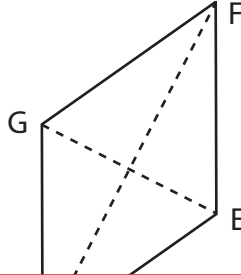
Area of a Rhombus

Find the area of each rhombus.

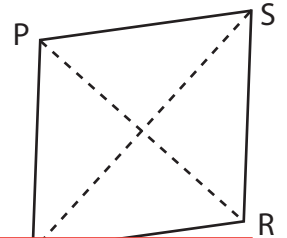
1) $AC = 24$ yd, $BD = 39$ yd



2) $GE = 31$ in, $HF = 48$ in



3) $PR = 21$ ft, $QS = 36$ ft



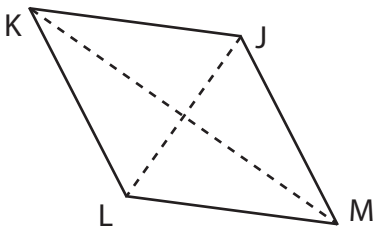
Preview

Become a member to unlock
unrestricted access to both printable
and online worksheets.



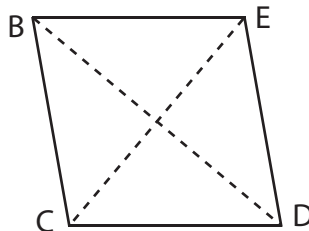
www.tutoringhour.com

7) $KM = 46$ in, $LJ = 25$ in



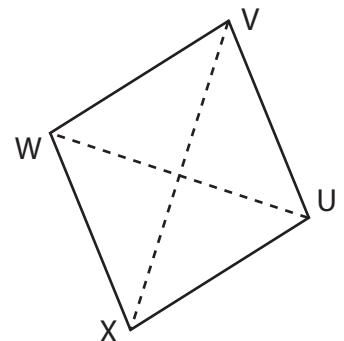
Area = _____

8) $BD = 47$ ft, $CE = 36$ ft



Area = _____

9) $WU = 28$ yd, $VX = 35$ yd



Area = _____