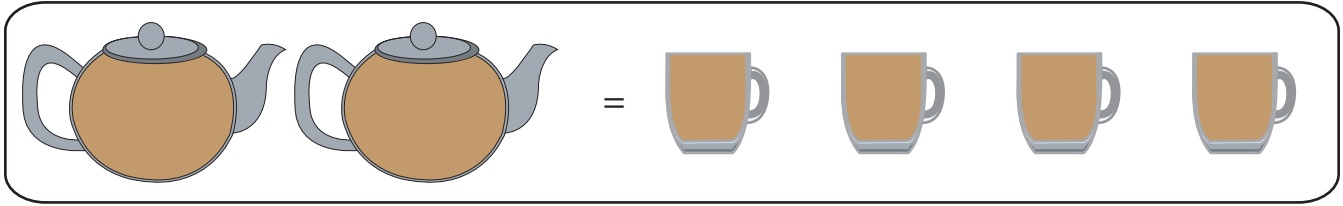


Capacity

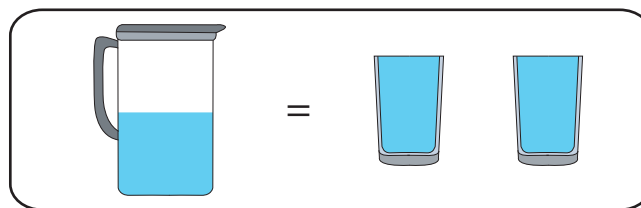
Answer Key









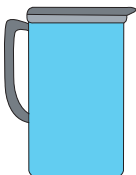
A) Observe the comparisons and select the appropriate option based on the key provided.



- 1)  =     ☒ Yes ☐ No
- 2)  =     ☐ Yes ☒ No
- 3)  =     ☒ Yes ☐ No

B) Based on the provided key and the water level in each jug, determine how many glasses can be filled and color the glasses accordingly.



- 1)   =      
- 2)  = 