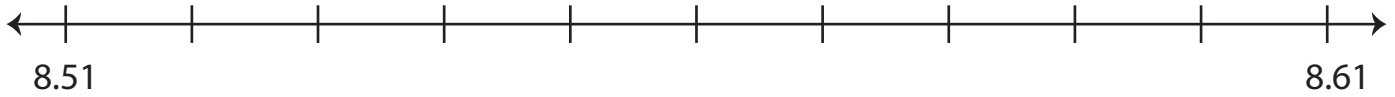


# Decimals on a Number Line

A) Plot the given decimal number on each number line.

1) 8.54




2) 2.15



3) 0.15



B) 1.15



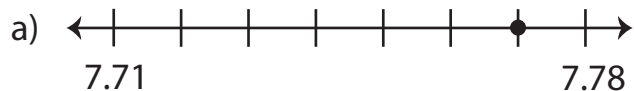
## Preview

Become a member to unlock  
unrestricted access to both printable  
and online worksheets.



[www.tutoringhour.com](http://www.tutoringhour.com)

2) Which number line depicts the decimal 7.73?



3) Which number line represents 6.19?

