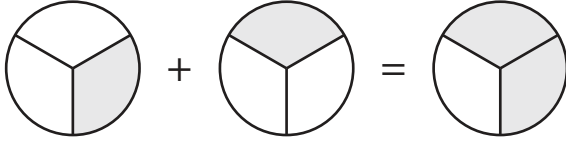
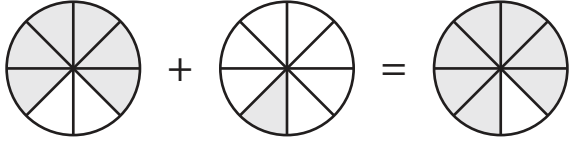


Adding Fractions Using Visual Models


A) Observe each fraction model and complete the addition equation.

1)  $\frac{1}{3} + \frac{1}{3} =$

2)  $\frac{6}{8} + \frac{1}{8} =$

3) **Preview**

Become a member to unlock
unrestricted access to both printable
and online worksheets.

5) 

www.tutoringhour.com

B) Which of the following models represents a pair of fractions that sum up to $\frac{7}{10}$?

