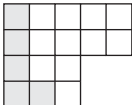







Making a Whole

Observe each fraction model and complete the addition equation to make a whole.

1)  +  = 

2)  +  = 




3) + $\frac{11}{15}$ = 1 + $\frac{12}{25}$ = 1




Preview

Become a member to unlock
unrestricted access to both printable
and online worksheets.

www.tutoringhour.com

5) + $\frac{1}{15}$ = 1 $\frac{5}{14}$ + = 1

7)  +  = 

8)  +  = 

$\frac{7}{11}$ + = 1

+ $\frac{4}{17}$ = 1