

Lines, Rays, and Line Segments

Connect the points and draw lines, rays, or line segments as indicated.


1) \overrightarrow{TU}



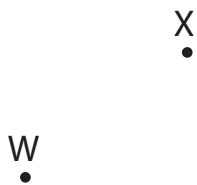
2) \overleftrightarrow{QR}




3) \overline{DE}



4) \overleftrightarrow{WX}



5) \overrightarrow{BC}



6) \overline{FG}



7) Draw a segment with the endpoints Y and Z.

8) Draw a line with the points J and K.

9) Draw a pair of opposite rays with the common endpoint S.