

# Reading and Interpreting Scaled Pictographs

- 1) Sandra designed a responsibility chart for her 3-year-old son, Ed. The pictograph shows the number of stars Ed received for his good behavior for 4 days. Read and interpret the graph to answer the questions below.

Ed's Reward Chart	
Days	Number of Stars Received
Monday	
Tuesday	

i) How many stars did Ed receive on Monday?  
\_\_\_\_\_

ii) On which day did Ed get 10 stars?  
\_\_\_\_\_

## Preview




Become a member to unlock  
unrestricted access to both printable  
and online worksheets.




www.tutoringhour.com

ii) Who was awarded the most badges?  
\_\_\_\_\_

iii) How many badges did Russell, Olle, and Trevor earn altogether?  
\_\_\_\_\_

Russell	
Olle	
Trevor	

 **Key**  
= 10 badges

iv) How many badges did Russell earn?  40  4  35