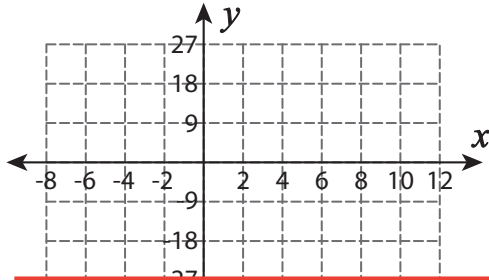


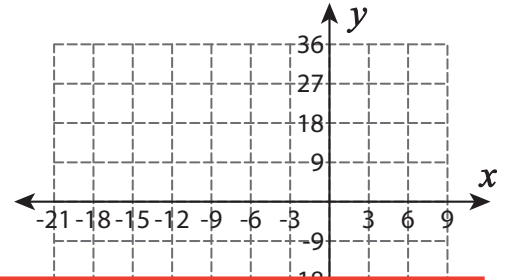
Constant of Proportionality

Draw a graph to show the proportional relationship $y = kx$.

1) $k = 9$




2) $k = 6$



3)

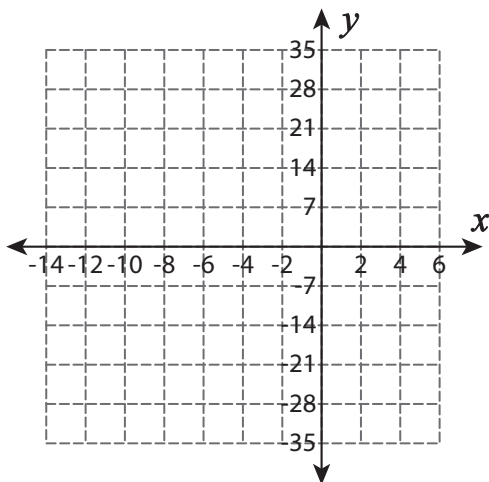
Preview

Become a member to unlock
unrestricted access to both printable
and online worksheets.



www.tutoringhour.com

5) $k = 7$



6) $k = \frac{1}{2}$

