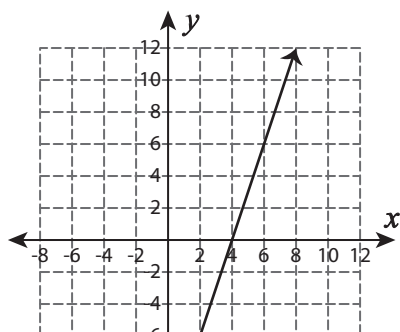


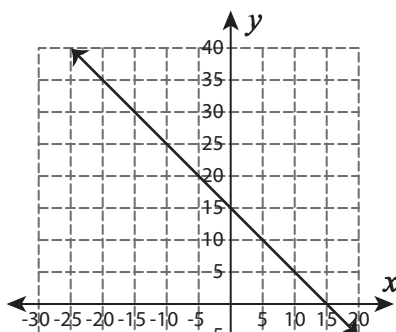
# Types of Slope

A) Identify the slope in each graph as positive, negative, zero, or undefined.

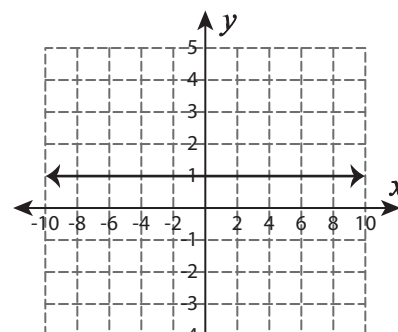
1)



2)



3)



4)

# Preview

Become a member to unlock  
unrestricted access to both printable  
and online worksheets.

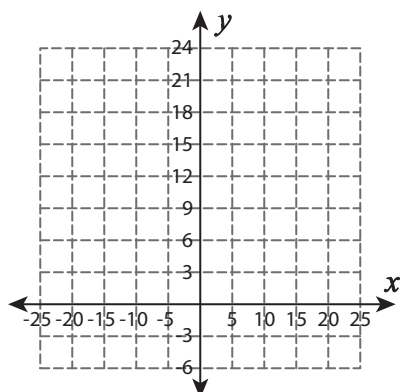


B) I

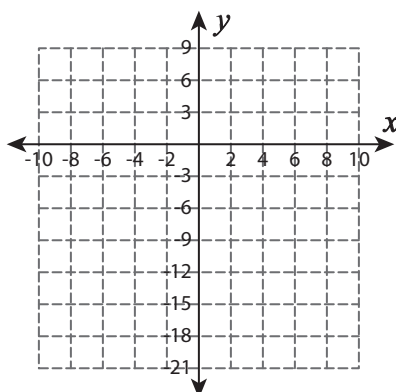
[www.tutoringhour.com](http://www.tutoringhour.com)

e.

1) (10, 15) and (-15, 15)



2) (-4, 6) and (2, -18)



3) (-10, 8) and (-10, -12)

