


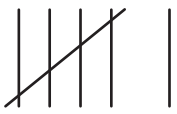

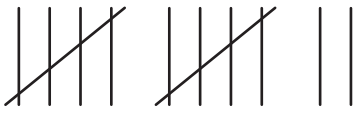



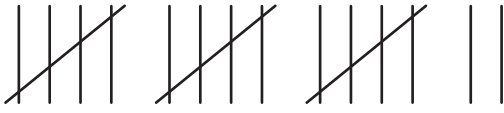


Interpreting Tally Marks

Mindy works in a shoe store. The tally chart shows how many shoes of different types she sold on Sunday. Use the information and answer the questions.

Shoes	Tally Marks
 <p data-bbox="472 541 618 590">Wedges</p>	
 <p data-bbox="467 697 623 745">Sneakers</p>	
 <p data-bbox="464 852 626 900">Flip flops</p>	
 <p data-bbox="496 1008 594 1056">Boots</p>	
 <p data-bbox="440 1163 647 1211">Dress shoes</p>	

- 1) How many flip flops did Mindy sell? _____
- 2) Which shoes did Mindy sell the most? _____
- 3) How many pairs of dress shoes did Mindy sell? _____
- 4) How many pairs of shoes did she manage to sell in total? _____
- 5) Which shoes were sold the least? _____